

# Skylights

Newsletter of the Astronomical Society of Northern New England



**MAY 2026**

**Skylights Editor:  
Paul Kursewicz**



Member of NASA's  
Night Sky Network



**Astronomical League  
Member**

## ASNNE MISSION

ASNNE is an incorporated, non-profit, scientific and educational organization with three primary goals:

- 1) To have fun sharing our knowledge and interest with others.
- 2) To provide basic education in astronomy and related sciences to all who are interested.
- 3) To promote the science of Astronomy.

## What's Up In May

By *Bernie Reim*

The month of May is named after Maia, the Roman goddess of the earth. Even though the official Earth Day was at the end of last month, May is really the month when we become more aware of the earth once again here in this part of the northern hemisphere.

The young and tender green leaves of hundreds of varieties will soon be appearing on all of our billions of living trees and our entire landscape will slowly transform itself from barrenness into myriad and subtle new shades of green as our great earth awakens once more in response to more direct sunshine as this hemisphere tilts more and more towards our life-giving sun, like a giant plant seeking the sun.

This will be a great month to venture outside again to get reacquainted with our night sky if you haven't kept up with it over the winter and early spring. There are plenty of interesting highlights to enjoy and appreciate this month as you look up and take in the bigger picture of where all of us really are in space along with the true and rare beauty of the planet on which we all live.

The recent great success of the Artemis 2 lunar mission gave all of us new insights into our amazing home as we were able to see the earth, moon, and sun through the eyes of the 4 astronauts that just returned from there safely. Hopefully that will reignite similar new visions and perspectives and many practical and useful applications similar to and even going beyond all the lasting benefits that we received from the first Apollo lunar missions starting in December of 1968, before we ever even landed on the moon. It is especially important now to gain new and sustainable reasons to have hope for the future of humanity in the face of all the terrible events now transpiring on this tiny planetary home of ours.

Those 4 astronauts saw and photographed things no humans had ever seen before and traveled farther from Earth than any humans had ever done in our entire 200,000- year history of modern humans. They saw and photographed a solar eclipse as the moon perfectly lined up in front of the sun for a short time as they were orbiting the far side of the moon. Stars and planets were visible in that image and the sky got even darker than it gets on the earth during a total solar eclipse.

Another great image of the earth showed the planet Venus in the upper left and a nice glow around that part of the earth extending a few degrees into space. This was the zodiacal light which is always there but not usually visible from the surface of the earth. The zodiacal light because it is the sunlight bouncing off trillions of tiny dust particles trapped in

the ecliptic plane of our solar system left there by comets as they keep orbiting the sun. That particular image also showed a nice display of aurora australis, or southern lights near the South Pole of the earth.

They also got some similar images of the beautiful blue marble of the earth rising over the gray and barren limb of the moon that the astronauts aboard Apollo 8 got around Christmas of 1968. Edgar Mitchell was the 5<sup>th</sup> human to walk on the moon in February of 1971. Apollo 14 got him there along with Alan Shepard and Stuart Roosa. It was the last mission to not use the lunar rover. The last 3, Apollo 15,16, and 17 did get to drive around on the moon. Edgar Mitchell went on to found the Institute of Noetic Sciences which does research on the nature of consciousness itself.

Here are two of his many deeply insightful and well-expressed quotes. "We went to the moon as technicians and returned as humanitarians." "Suddenly, from behind the rim of the moon, in long, slow-motion moments of immense majesty, there emerges a sparkling blue and white jewel, a light, delicate, sky-blue sphere laced with slowly swirling veils of white, rising gradually like a small pearl in a thick sea of black mystery. It takes more than a moment to fully realize this is Earth...home. My view of our planet was a glimpse of divinity."

*"Continued on page 2"*

## Inside This Issue

<b>Club Contact List</b>	<b>Pg. 2</b>
<b>Moon Data</b>	<b>Pg. 3</b>
<b>May's Night Sky</b>	<b>Pg. 4</b>
<b>Sky Object of the Month</b>	<b>Pg. 5</b>
<b>Celestial Wonders In Leo</b>	<b>Pg. 6,7</b>
<b>Astro-Imaging Photos &amp; Techniques</b>	<b>Pg. 8-14</b>
<b>Club Info &amp; Directions to ASNNE</b>	<b>Pg. 15</b>
<b>Meteor Showers in 2026 Club Merchandise for Sale Club Membership Dues 2026</b>	<b>Pg. 16</b>
<b>ASNNE Club &amp; Library Resources</b>	<b>Pg. 17</b>
<b>Become a Member</b>	<b>Pg. 18</b>

## **Club Contacts**

### **Officers:**

#### **President:**

David Bianchi  
dadsnorlax@yahoo.com

#### **Vice President:**

Bernie Reim  
bernard.reim@maine.edu

#### **Secretary:**

Sarah Myles  
sarahdesignme@yahoo.com

#### **Treasurer:**

Ian Durham  
idurham@anselm.edu

### **Board of Directors:**

Gary Asperschlager  
gasperschlager@gmail.com

Marty Burgess  
martyfb7@gmail.com

Bernard Valliere

### **Star Party Co-ordinator:**

Open Position

### **Skylights Editor:**

Paul Kursewicz  
pkursewicz@myfairpoint.net

### **Website Manager:**

Open Position

### **NASA Night Sky Network**

#### **Co-ordinator:**

Joan Chamberlin  
starladyjoan@yahoo.com

### **JPL Solar System Ambassador:**

Joan Chamberlin  
starladyjoan@yahoo.com

### **E-mail coordinator**

David Bianchi  
dadsnorlax@yahoo.com

## **What's Up "Continued from page 1"**

If more of us could attain such a profound experience of our one and only home planet, then we would respect it and each other much more deeply and work harder to solve our problems which will seem smaller and less significant in the face of such a cosmic immensity to which we all belong. Attaining such a breathtaking new spiritual perspective will transform our understanding of our precious planet and indeed humanity's place in the universe. The best part is that we don't even have to go to the moon to do this. All 8.38 billion of us currently sharing this tiny planet are already astronauts aboard Spaceship Earth with important roles to play throughout all the stages of our lives.

The highlights this month include Jupiter and Venus still acting as the "stars" of the night. Just a couple of months ago Venus was setting right at sunset in the west as Jupiter was rising higher in the east. Now Venus has traversed nearly half the sky to catch up with the much slower-moving Jupiter. Venus will enter the same constellation that Jupiter is in on May 19 to within 20 degrees of Jupiter. Then it continues to get closer and closer and it will end the month just 8 degrees apart. This will set up a really nice conjunction in June of our two brightest planets.

These are also the two planets that became instantly visible the second it got dark at the new moon precisely covered the sun just over 2 years ago, on April 8 of 2024. As the last blinding flash of the diamond ring effect pierced the sky, a wild and primal cheer reverberated through the crowd of about 5,000 people and then nearly everyone watched in respectful silence or spoke only in whispered tones as we were all instantly pitched into darkness as the moon rapidly crept across the face of our sun for just under 3 very short minutes. All that motion really gave me a good sense of the enormous size and scale and speeds that the sun, earth, and moon are always undergoing.

Saturn and Mars will be morning planets, visible in Pisces the Fish one hour before sunrise low in the eastern sky. They are about 15 degrees apart. Watch as the slender waning crescent moon with earthshine shows up about half way between these two planets.

Comet Temple 2 will be visible in a small telescope as it drifts through Aquila the Eagle just above Sagittarius. It should reach 9<sup>th</sup> magnitude. The second main highlight this month is the Eta Aquarid meteor shower, only the second good shower for each year. It will be active from April 19 to May 28, but it will peak on the morning of Wednesday, May 6. You could normally expect up to 50 meteors per hour from a dark sky sight with a wide-open field. Not this year.

The moon is full on the first and it will still be pretty full 5 days later on the morning of the 6<sup>th</sup>. The moon will rise around midnight to wash out most of the meteors after that point. Meteor showers usually get better after midnight, so that is the worst time for the moon to rise during any meteor shower.

You can only expect about 10 an hour before the moon comes up because the radiant in Lyra is still below the horizon. The Eta Aquarids are one of two meteor showers each year created by Halley's Comet as we pass through its debris trail twice. The other one is the Orionid Meteor shower every October 21, about half a year later.

Try to spot Saturn and Mars in Pisces just to the left and below Aquarius in the morning sky about an hour before sunrise if you are still up looking for the Eta Aquarids. Saturn now rises around 4 am and Mars shortly thereafter. They are both getting a little higher and brighter each day as we are catching up with them in our respective orbits around the sun.

Look for the phases of Venus and the rings of Saturn through a small telescope with at least 35 power. Venus will shrink from 88% lit at the beginning of the month down to just 80% at the end of May. Venus will shine at magnitude minus 3.9 and Saturn will only shine at 0.9 magnitude, or about 100 times brighter.

Mercury will show up again low in our evening sky on the 25<sup>th</sup>. It will be only 6 degrees above the horizon and it will shine at magnitude minus 1.1. Five days later it will be ten degrees high and have dimmed a tenth of a magnitude and be 70 percent lit by the sun.

May1. Full moon is at 1:23 p.m. EDT. This is also known as the Flower, Milk, or Planting Moon.

Jacob Beckenstein was born on this day in 1947 in Mexico. He was an Israeli-American physicist and cosmologist that discovered the Beckenstein bound, which is the upper limit on the thermodynamic entropy that can be contained within a given finite region of space.

May 3. Venus passes 7 degrees north of Aldebaran in Taurus this morning. The moon passes half a degree south of Antares this evening.

May 5. On this day in 1961 Alan Shepard became the first American in space aboard Freedom 7. He did not orbit the earth. He only went up to 117 miles high and he was only there for 15 minutes. He traveled 303 miles and his maximum velocity was 5,134 mph. You have to reach 17,500 mph or 5 miles per second to attain escape velocity from the gravitational field of Earth. John Glenn became the first American to orbit the earth on April 12 of 1961.

May 6. The Eta Aquarid meteor shower peaks this morning.

May8. Pluto is stationary and will begin its retrograde motion this morning in Capricorn. Since it takes 248 years for just one orbit of this distant dwarf planet, Pluto spends nearly 21 years in each of our 12 zodiac constellations. Pluto is about 4 billion miles away on the average or 6 hours at the speed of light. Pluto has the most elliptical orbit of all of our planets and the steepest angle of inclination to the ecliptic plane of our solar system, which is 17 degrees. Pluto is the closest and largest of millions of Kuiper Belt objects located well beyond

***"Continued on page 3"***

## Moon Phases

**May 1**  
Full

**May 9**  
Last Quarter

**May 16**  
New

**May 23**  
First Quarter

**May 31**  
Full

## Moon Data

**May 3**  
Late evening SE  
Moon rising just 1  
degree below  
Antares

**May 4**  
Moon at Apogee  
252,177mi

**May 17**  
Moon Perigee  
222,498

**May 19**  
Moon positioned  
between Venus and  
Jupiter

**May 31**  
This is a Blue Moon  
(second full moon in  
a calendar month)  
and also a  
Micromoon,  
occurring near lunar  
apogee.

## What's Up "Continued from page 2"

Neptune, which is a region filled with icy bodies and remnants from the solar system's formation 4.6 billion years ago. About 100,000 of these objects are larger than 100 km in diameter, which is 62 miles.

May 9. Last quarter moon is at 5:10 p.m.

May 10. Cecilia Payne-Gaposchkin was born on this day in 1900 in England. She helped unlock some of the secrets of stars and was part of the famous Harvard Computers that developed the spectral classification system for stars.

May 11. Anthony Hewish was born on this day in 1924 in England. He was a physicist and radio astronomer who co-discovered pulsars with Jocelyn Bell Burnell in 1967. They were jokingly called LGM (little green men) back then because their regular pulses could have been created by an alien civilization as signals to others. It turned out that they were "just" rapidly spinning neutron stars that could be explained with a better understanding of physics and stellar evolution with no need to invoke aliens. Hewish got the Nobel Prize in physics for this in 1974, but Jocelyn Bell Burnell should really have received it or at least shared it with Hewish.

May 13. The moon passes 6 degrees north of Saturn this evening.

May 14. Mercury is in superior conjunction with the sun this morning. The moon passes 5 degrees north of Mars. Dwarf planet Ceres is in conjunction with the sun tonight. Our first space station, Skylab, was launched on this day in 1973. It crashed back to Earth in an uncontrolled descent earlier than expected on July 11, 1979. Most of it burned up over the Indian Ocean, but some large chunks of it fell over western Australia, but no one got hurt. It only lasted 6 years because a stronger-than-expected solar wind created too much drag on the atmosphere and they could not re-boost its orbit in time. The new Space Shuttle could have done that, but it was falling behind schedule. The first space shuttle finally made it into space on April 12 of 1981. The Russian space station MIR (which means Peace) lasted 15 years from 1986 to 2001.

May 16. New moon is at 4:01 pm.

May 18. The slender waxing crescent moon passes 3 degrees north of Venus tonight. Omar Khayyam was born on this day in Nishapur, Persia. That is now northeastern Iran. He was a poet, philosopher, mathematician, and astronomer. He was into optics and designing astronomical instruments nearly 600 years before the telescope was even invented. Ancient Persia had a quite advanced culture and civilization even during the Dark Ages. Most of the current individual star names were given them by Persian astronomers.

May 20. The moon passes 3 degrees north of Jupiter tonight.

May 22. Thomas Gold was born on this day in Vienna, Austria. He was an astrophysicist who coined the term "goldilocks zone" to describe the narrow band in space where a planet had to orbit to have any chance of life as we know it to be present. This would be due to that planet having the right temperature for liquid water to permanently exist on its surface.

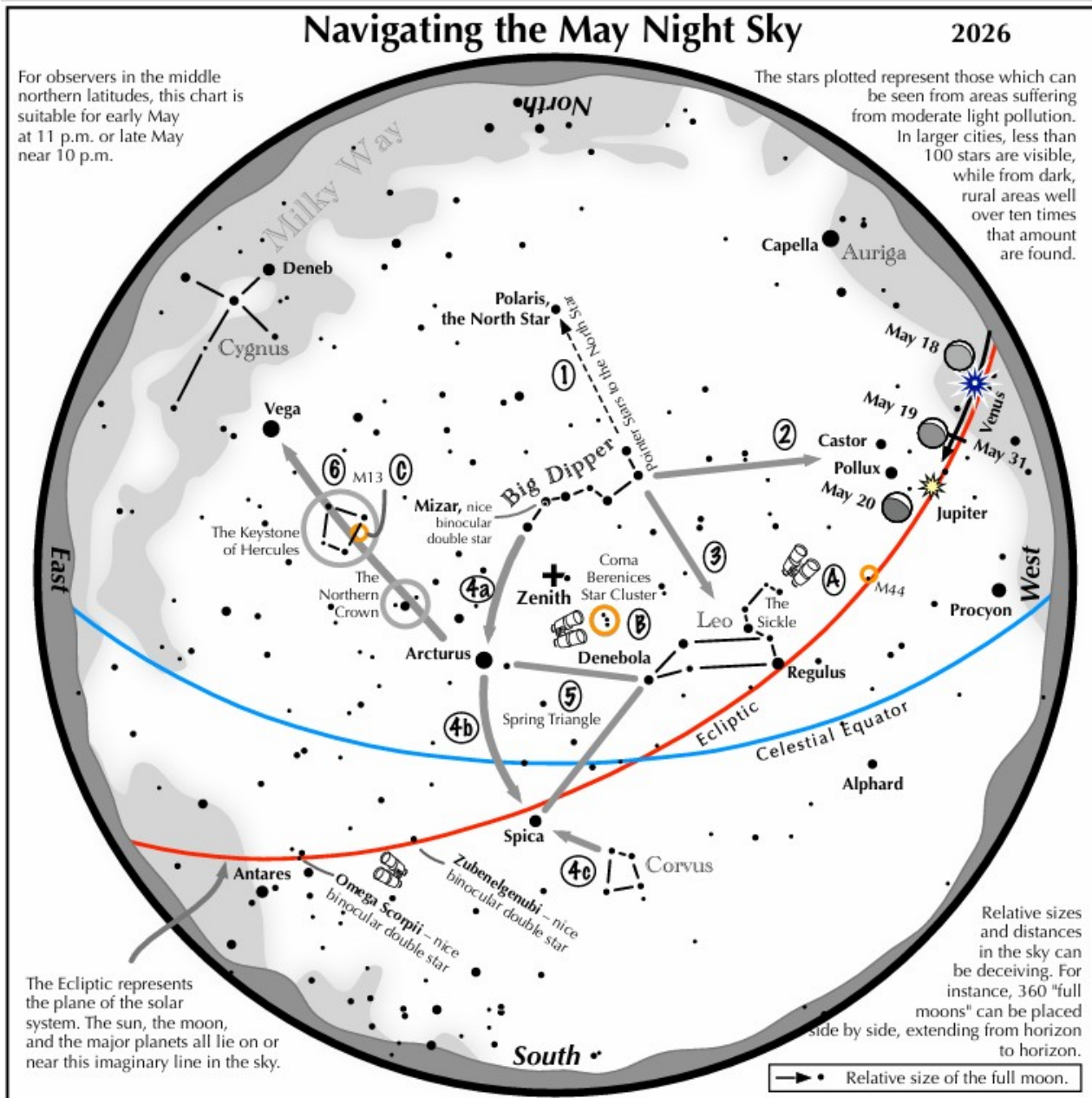
May 23. The moon passes 0.08 degrees south of Regulus in Leo the Lion this morning. First quarter moon is at 7:11 a.m.

May 28. Milutin Milankovic was born on this day in 1879 in Serbia. He was a mathematician, geophysicist, climatologist, and astronomer. He discovered how 3 long-term natural cycles affect climate change on Earth and help to create our ice ages. They include the tilt or obliquity of Earth which changes from 22.1 to 24.5 degrees over a 41,000-year period. We are tilted at 23.45 degrees now and that angle is slowly decreasing. The next one is the 100,000-year cycle of a slight change in the eccentricity of our elliptical orbit around the sun. The last one is the 26,000-year cycle of the precession of the equinoxes. Those are called the Milankovic cycles. On this day in 1959 Able and Baker became the first primates in space and they returned safely to Earth. Frank Drake was born on this day in 1930 in Chicago. He was an astronomer and astrophysicist who developed the Drake Equation which would give you the likelihood of how many intelligent civilizations there are in our own Milky Way Galaxy. We have about 300 billion stars and about as many planets based on recent discoveries. The very first exoplanet orbiting another star was discovered in 1995. There are now over 6000 confirmed exoplanets in a very small region of space in the constellation of Cygnus the Swan. If you extrapolate that number to the whole galaxy you would get about 300 billion planets.

May 29. On this day in 1919 Sir Arthur Eddington, an English astronomer who was also a Quaker, led a total solar eclipse expedition to a tiny island named Principe off the west coast of Africa. He managed to carefully measure the exact number of degrees that the gravity of our sun displaced or bent the light from a star that was behind the sun during totality. It turned out to be 1.75 arc seconds, twice as much as Newtonian physics would have predicted. This was the first definitive proof of Einstein's General Theory of Relativity published in November of 1915.

May 31. Martin Schwarzschild was born on this day in 1912 in Germany. He studied stellar dynamics and stellar evolution and discovered interesting aspects of Einstein's General Relativity equations. The event horizon of a black hole, the point of no return, is named the Schwarzschild Radius. The moon passes 0.4 degree south of Antares in Scorpius this morning. The second full moon this month is at 4:45 am. This is called a blue moon and has nothing to do with its color. Sometimes you can see some strange shades of blue and purple during a total lunar eclipse, but that is not why this is called the Blue Moon.





**Navigating the May night sky: Simply start with what you know or with what you can easily find.**

- 1 Extend a line northward from the two stars at the tip of the Big Dipper's bowl. It passes by Polaris, the North Star.
- 2 Through the two diagonal stars of the Dipper's bowl, draw a line pointing to the twin stars of Castor and Pollux in Gemini.
- 3 Directly below the Dipper's bowl reclines the constellation Leo with its primary star, Regulus.
- 4 Follow the arc of the Dipper's handle. It first intersects Arcturus, then continues to Spica. Confirm Spica by noting that two moderately bright stars just to its southwest form a straight line with it.
- 5 Arcturus, Spica, and Denebola form the Spring Triangle, a large equilateral triangle.
- 6 Draw a line from Arcturus to Vega. One-third of the way sits "The Northern Crown." Two-thirds of the way hides the "Keystone of Hercules." A dark sky is needed to see these two dim stellar configurations.

**Binocular Highlights**

A: M44, a star cluster barely visible to the naked eye, lies to the southeast of Pollux. B: Look near the zenith for the loose star cluster of Coma Berenices. C: M13, a round glow from a cluster of over 500,000 stars.



Astronomical League [www.astroleague.org/outreach](http://www.astroleague.org/outreach); duplication is allowed and encouraged for all free distribution.

**NOTE: The May 2026 Sky Object of the Month was previously featured as the MAY 2010 issue.**

## Sky Object of the Month – May 2026 M40 – the “Unknown” Messier Object by Glenn Chaple

What is the most most-observed deep-sky object in the Messier Catalog? Some might suggest the Orion Nebula (M43) or Andromeda Galaxy (M31), both cosmic showpieces. More likely, it's the Pleiades (M45), a striking and easily observed naked eye cluster.

What about the other end of the spectrum – those Messier objects that receive scant attention? The least-observed might well be Messier 40. Arguably the oddest member of the Catalog, M40 isn't a cluster, nebula, or galaxy. It's a double star! We might well label M40 “Messier's Mistake.”

Messier stumbled upon this stellar duo while searching for a nebulous object reported to be in the area. For some reason, perhaps because it might appear nebulous at low power or in an inferior instrument, he added it to his Catalog. A century later, another comet hunter, Friedrich Auguste Theodor Winnecke, rediscovered the object. He correctly catalogued it as a double star, and it bears the alternate identity Winnecke 4.

Finding M40 isn't a problem. Start at delta ( $\delta$ ) Ursae Majoris, then move about a degree northeast to 70 UMa. In the same low-power field a quarter degree further northeastward is M40. As double stars go, M40 isn't a very inspirational sight. Its magnitude 9.7 and 10.1 component stars are separated by over 52 arc-seconds. Quite likely, it's an optical pair. It may not be one of the night sky's spectacles, but the path to observing all of the Messier objects goes through M40.

Your comments on this column are welcome. E-mail me at [gchaple@hotmail.com](mailto:gchaple@hotmail.com)

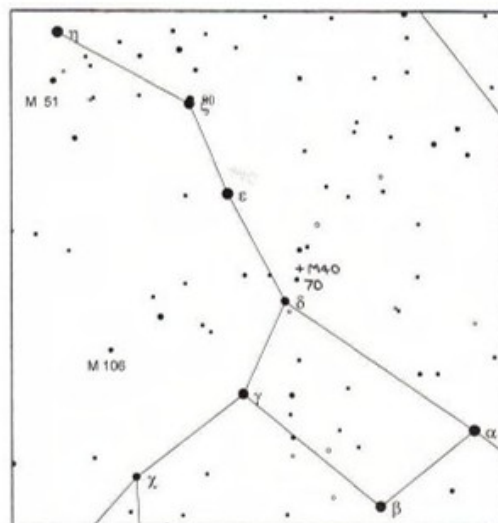


Chart for M40 (Wisc 4)  
From Cartes du Ciel



This article is distributed by NASA Night Sky Network

The Night Sky Network program supports astronomy clubs across the USA dedicated to astronomy outreach. Visit [nightsky.jpl.nasa.org](https://nightsky.jpl.nasa.org) to find local clubs,

## Celestial Wonders In Leo

By Kat Troche

Leo is a prominent sight for stargazers in April. Its famous sickle, punctuated by the bright star Regulus, draws many a beginning stargazer's eyes, inviting deeper looks into some of Leo's celestial delights, including a great double star and a famous galactic trio.

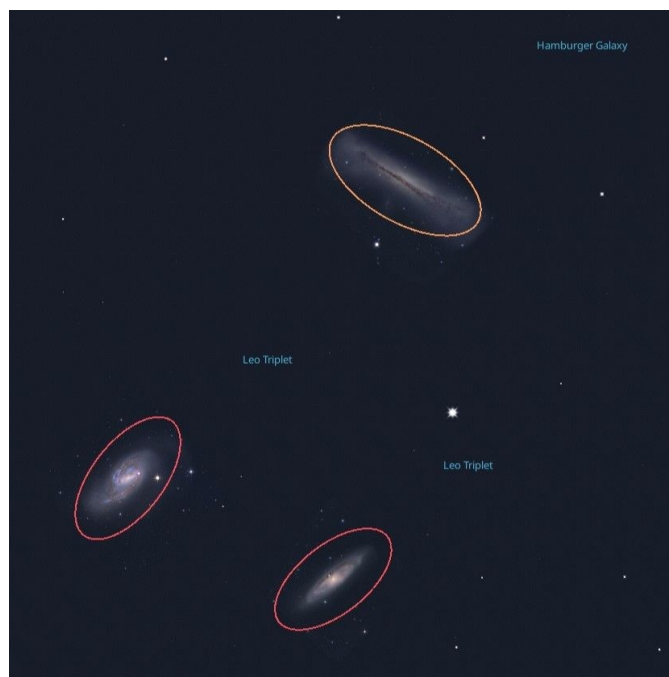


The constellation, Leo. You can find this constellation in the springtime skies.  
Stellarium

*“Continued on page 7”*

Leo's distinctive forward sickle, or "reverse question mark," is easy to spot as it climbs the skies in the southeast after sunset. If you are having a difficult time spotting the sickle, look for bright Sirius and Procyon in Canis Major and Canis Minor. Complete a triangle by drawing two lines to the east, joining at the bright star Regulus, the "period" in the reverse question mark. Trailing them is a trio of bright stars forming an isosceles triangle, the brightest star in that formation named Denebola. Connecting these two patterns together forms the constellation of Leo the Lion, with the forward-facing sickle being the lion's head and mane, and the rear triangle its hindquarters. Can you see this mighty feline? It might help to imagine Leo proudly sitting up and staring straight ahead, like a celestial Sphinx. To help find these objects, you can use online tools like [Stellarium Web](#).

If you peer deeper into Leo with a small telescope or binoculars, you'll find a notable double star! Look in the sickle of Leo for its second-brightest star, Algieba, also called Gamma Leonis. This star splits into two bright yellow stars even with a small magnification. You can make this "split" with binoculars, but it's more apparent with a telescope. Compare the color and intensity of these two stars: do you notice any differences? There are other multiple-star systems in Leo; spend a few minutes scanning with your instrument of choice, and see what you discover.



One of the most famous sights in Leo is the "Leo Triplet": three galaxies that appear to be close together. They are indeed gravitationally bound to one another, around 30 million light-years away! You'll need a telescope to spot them, and use an eyepiece with a wide field of view to see all three galaxies at once! Look below the star Chertan to find galaxies [M65](#), [M66](#), and NGC 3628 – The Hamburger Galaxy. Compare and contrast the appearance of each galaxy – while they are all spiral galaxies, each one is tilted at different angles to our point of view! Do they all look like spiral galaxies to you?

April is Citizen Science Month, and there are some fun Leo-related activities you can participate in! If you enjoy comparing the Triplets, the [Galaxy Zoo](#) project could use your eyes to help classify different galaxies from sky survey data! Looking at Leo itself can even help measure light pollution: the [Globe at Night](#) project uses Leo as their target constellation for sky quality observations from the Northern Hemisphere. Find and participate in many more NASA community science programs at [NASA Citizen Science](#). Happy observing!

*Originally posted by Dave Prosper: April 2021*

*Last Updated by Kat Troche: April 2026*

# Photos Submitted By

Dwight M. Lanpher

I don't usually publish photos. I use my 150mm Celestron Origin primarily for public outreach. However, here is some experimental imaging resulting in jpeg images that are straight out of the scope. They are not processed by me other than some minor slider adjustments using the *Preview* app. Sometimes I leave the automatic captioning on. —Dwight



M51 Whirlpool Galaxy May 1st, 2025 (cropped image)

*“Continued on page 9*



NGC 7293 Helix Nebula, September 20, 2025 30 minute exposure, Mount Desert

## Astro-Imaging with a Dwarf3

Submitted by Paul Kursewicz

### Jellyfish Nebula (IC 443)

Dwarf3 Mosaic — Two Frames

Photo Editing Software Used: PixInsight, Photoshop, and AstroSurface.

Total exposure time: 2hr 6min.

PNG file, 60sec, 120gain, 126 total frames, Duo-Band Filter 2-12-26



The Jellyfish Nebula (IC 443) is situated right of center between two bright stars. In contrast to the Helix Nebula (Dwight's image of it previous page), the Jellyfish is a supernova remnant and not a planetary nebula. The supernova remnant was formed when a massive star went supernova 5,000 light years from Earth. It is located in constellation Gemini.

*“Continued on page 11*

## Astro-Imaging with a Dwarf3

Submitted by Paul Kursewicz

### Jellyfish Nebula

### Unprocessed Image

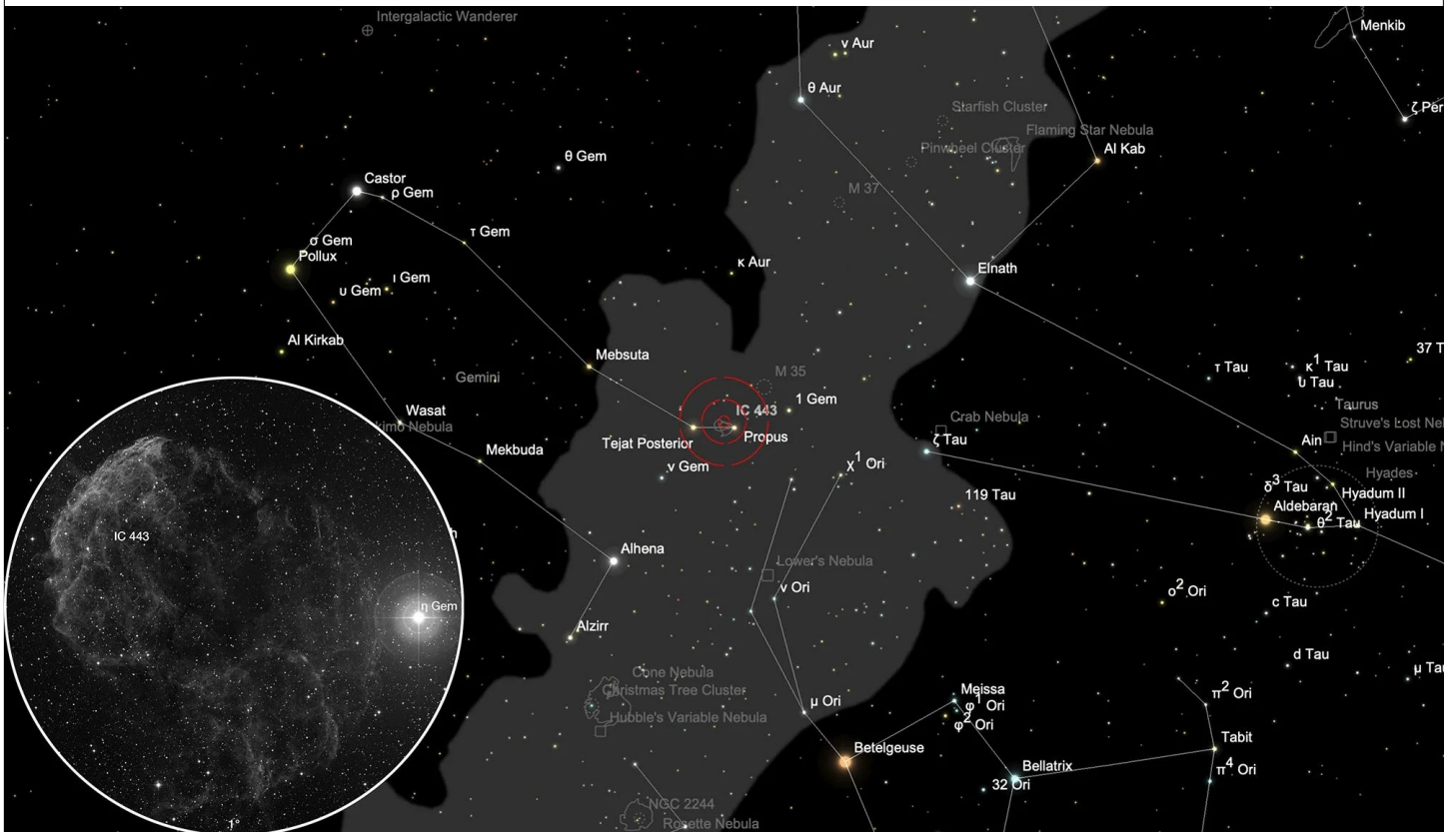


Just wanted to show you what the Dwarf3's unprocessed PNG image (no editing of any kind) of the Jellyfish looks like. The artifacts seen along the inside edges are due to the stacking process. A lot of noise can be seen in the image, as well as some skyglow. The Dwarf3 edits can clean up much of this. However, to bring out more of the richness of the nebulae meant spending time in the photo editing room. I suspect that cleaner preprocessed images are generated in the more expensive Smartscoopes.

*“Continued on page 12”*

# Finder Chart

## Jellyfish Nebula (IC 443)



[www.deepskycorner](http://www.deepskycorner.com)

Supernova remnant IC 443 is located close to the 3rd magnitude star Eta Geminorum, formally named Propus. It is one of the best-studied cases of supernova remnants interacting with surrounding molecular clouds. The SNR emits X-rays which are produced by a neutron star hidden within the nebula.

## Astro-Imaging with a Dwarf3

Submitted by Paul Kursewicz

### Supernova SN2026fvx

Dwarf3

Photo Editing Software Used: PixInsight & Photoshop.

Took two separate stacking sequences then used Mega Stack to combine them.

SPECS: 60sec, 120gain, 60 total sub frames, Astro Filter, 4-20-26



Thank you Marty for making us aware of this supernova. In my Dwarf3 image it's located in the dead center (although much smaller than the Seestar's image). Since the size of the supernova and its host galaxy NGC 4205 is so small, I made a cropped image of it as seen inside the box at lower right. The supernova is classified as Type Ia, which occurs when a white dwarf in a binary system accretes enough mass from a companion star to trigger a thermonuclear explosion. It was discovered in late March. When I took this image its magnitude was around 13, rather bright for a supernova. At its time of discovery in the constellation Draco it was fainter at magnitude 17.

**Point and Shoot Camera Astro-Imaging (no telescope)**  
**Canon PowerShot SX50 HS**

Submitted By Paul Kursewicz

**Moon & Venus**

Hand-held, Single JPEG Image, FL 108mm , Auto Focus, 8:03pm, 4-19-26



I took this image from my driveway. On this day the Moon and Venus shared the same right ascension (03h25m10s), with the Moon passing  $4^{\circ}45'$  to the north of Venus. The Moon was 2 days old. The Moon's mag was  $-9.6$  and Venus's was  $-3.9$ . The Moon had an angular size of  $33' 01'' 5$  while Venus had an angular size of  $11'' 1$ .

## Club Meeting & Star Party Dates

Date	Subject	Location
May 1	<p><b><u>ASNNE Club Meeting:</u></b></p> <p><b>Club Meeting (in house &amp; on Zoom): 7:30-9:30PM</b></p> <p><b>Zoom Link: <a href="https://us06web.zoom.us/j/5631683325">https://us06web.zoom.us/j/5631683325</a></b></p> <p><b>Guest Speaker:</b></p> <p>No guest speaker, but instead, a movie titled: <b>Defending the Dark</b>. Tara Roberts Zabriskie is an international award-winning editor and an independent documentary filmmaker. Her film <i>Defending the Dark</i> (2022) screened at more than a dozen film festivals and was nominated for 2 awards, one internationally, and has aired on public broadcasting stations.</p> <p><b>Bernie Reim - "What's UP"</b></p> <p><b>Astro Shorts:</b> (news, stories, jokes, reports, questions, photos, observations etc.)</p>	The New School, Kennebunk, Me.
Last Month	<p>Last month we had our meeting at The New School and Zoom was made available Dana Hutchins was our guest speaker and gave a presentation on COSMIC CODA. Bernie then did his What's Up presentation.</p>	
TBD	Club/Public Star Party: Weather permitting.	Talmage Observatory at Starfield West Kennebunk, Me.

### Directions to ASNNE event locations

#### Directions to The New School in Kennebunk [38 York Street (Rt1) Kennebunk, ME]

For directions to The New School you can use this link to the ASNNE NSN page and then click on "get directions" from the meeting location. Enter your starting location to generate a road map with complete directions. It works great. [http://nightsky.jpl.nasa.gov/club-view.cfm?Club\\_ID=137](http://nightsky.jpl.nasa.gov/club-view.cfm?Club_ID=137)

#### Directions to Talmage Observatory at Starfield [Alewife Road, Kennebunk, ME]

##### From North:

Get off turnpike at exit 32, (Biddeford) turn right on Rt 111. Go 5 miles and turn left on Rt 35. Go 2 miles on Rt 35 over Kennebunk River to very sharp 90 degree left turn. The entrance to the Starfield Observatory site is at the telephone pole at the beginning of the large field on the left. Look for the ASNNE sign on the pole.

##### From South:

Get off the turnpike at exit 25 in Kennebunk. After toll both turn right on Rt 35. Go up over the turnpike and immediately turn right on Rt 35. About 4 miles along you will crest a hill and see a large field on your right. Continue until you reach the end of the field. Turn right into the Starfield Observatory site at the last telephone pole along the field. Look for the ASNNE sign on the pole. If you come to a very sharp 90 degree right turn you have just passed the field.

## Principal Meteor Showers in 2026

January 4  
Quadrantids

April 22  
Lyrids

May 6  
Eta Aquarids

July 30  
Delta Aquarids

August 12  
Perseids

October 9  
Draconid

October 21  
Orionids

November 9  
Taurids

November 18  
Leonids

November 26  
Andromedids

December 14  
Geminids

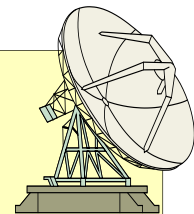
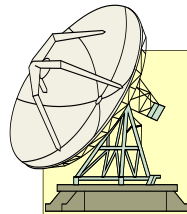
December 22  
Ursids

*Note: Dates are for maximum*

## MEMBERSHIP DUES

Membership fees are for the calendar year beginning in January and ending in December. Dues (see page 18 for prices) are payable to the treasurer during November for the upcoming year. New members who join during or after the month of July shall pay half the annual fee, for the balance of the year. Checks should be made payable to the Astronomical Society of Northern New England (A.S.N.N.E). If you would like to mail in your dues, use the form on page 18. Or you can use PayPal via [asnne.astronomy@gmail.com](mailto:asnne.astronomy@gmail.com)

A Member who has not paid current dues by the January meeting will be dropped from membership, (essentially a two-month grace period.) Notice of this action shall be given to the Member by the Treasurer. Reinstatement shall be by payment of currently due dues.



Got any News?

Skylights Welcomes Your Input.

*Here are some suggestions:*

*Book reviews -- Items for sale -- New equipment --  
Ramblings -- Star parties -- Observing -- Photos.*

Our club has Merchandise for Sale at: <https://www.cafepress.com/shop/ASNNE/products>

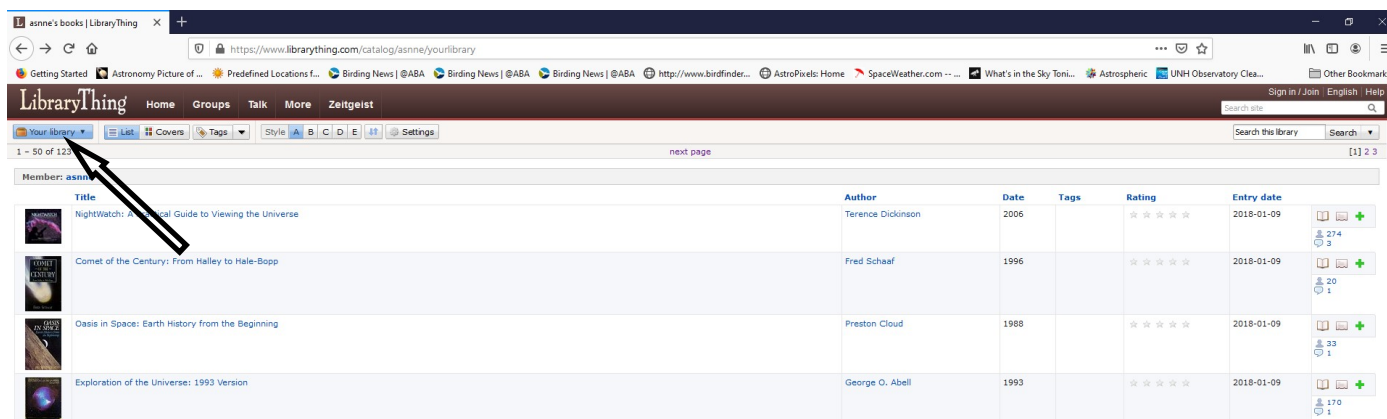


*ALL money raised goes to our operating fund.  
Any design can be put on any item.*

Contact David Bianchi [dadsnorlax@yahoo.com](mailto:dadsnorlax@yahoo.com) for further details.

# Astronomy Club & Library Resources

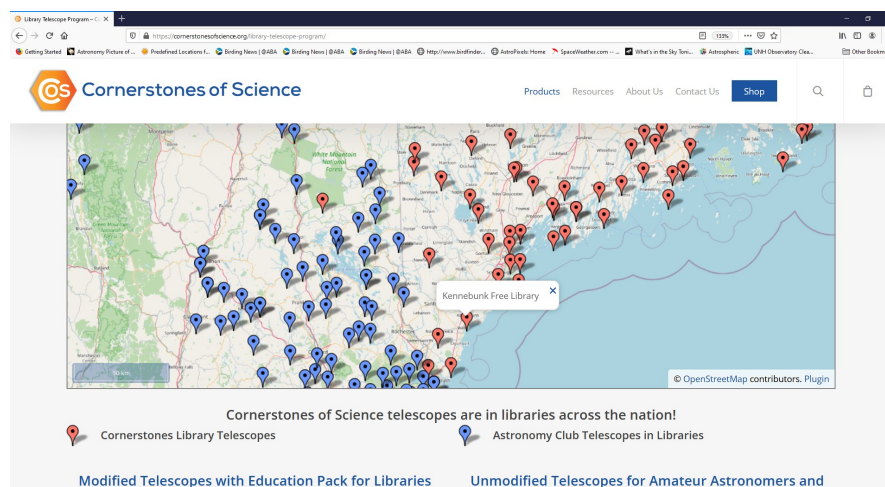
Our club has a library of astronomy books which are stored at The New School in Kennebunk, Maine (our monthly club meeting location). To request a book(s), contact one of the club officers. A listing of books is provided here: <https://www.librarything.com/profile/asmne> . After clicking on the link, a window will open. Click on “Your library” near the upper left corner (as shown by the arrow below). Then scroll down to the end of the page to go to the next page.



The screenshot shows the LibraryThing website interface. The top navigation bar includes 'Your library', 'List', 'Covers', 'Tags', 'Style', and 'Settings'. A dropdown arrow is visible next to 'Your library'. Below the navigation bar, a table lists books in the user's library. The table has columns for Title, Author, Date, Tags, Rating, and Entry date. The first book listed is 'NightWatch: A Practical Guide to Viewing the Universe' by Terence Dickinson, dated 2006, with a 5-star rating and an entry date of 2018-01-09. Other books include 'Comet of the Century: From Halley to Hale-Bopp' by Fred Schaaf (1996), 'Oasis in Space: Earth History from the Beginning' by Preston Cloud (1988), and 'Exploration of the Universe: 1993 Version' by George O. Abell (1993).

Would you like to borrow a telescope? While many astronomy clubs may have a scope to lend out, there are also many libraries which have telescopes for their guests to use. Here are a couple of links.

The following link will bring up an active map (see screen shot below) of the USA showing the libraries which have telescopes to lend out: <https://cornerstonesofscience.org/library-telescope-program/>



The screenshot shows the 'Library Telescope Program' page on the Cornerstones of Science website. The page features a map of the United States with numerous pins indicating library locations. A legend below the map identifies the types of telescope programs: 'Cornerstones Library Telescopes' (represented by red pins) and 'Astronomy Club Telescopes in Libraries' (represented by blue pins). Below the legend, there are two categories: 'Modified Telescopes with Education Pack for Libraries' and 'Unmodified Telescopes for Amateur Astronomers and...'. A pop-up window for 'Kennebunk Free Library' is visible over the map.

The below link will show a list of known participating library locations for the state of Maine.  
<https://www.librarytelescope.org/locations/usa/maine>

To join **ASNNE**, please fill out the below membership form. *Checks should be made payable to: Astronomical Society of Northern New England (A.S.N.N.E).* For more details, please visit our website: <http://www.asnne.org>



Astronomical Society of Northern New England  
 P.O. Box 201  
 Kennebunk, ME 04043-1338

**2026 Membership Registration Form**

(Print, fill out and mail to address above) or Use PayPal via [asnne.astronomy@gmail.com](mailto:asnne.astronomy@gmail.com)

Name(s for family): \_\_\_\_\_

Address: \_\_\_\_\_

City/State: \_\_\_\_\_ Zip code: \_\_\_\_\_

Telephone # \_\_\_\_\_

E-mail: \_\_\_\_\_

Membership (check one):

Individual \$50 \_\_\_\_\_ Family \$ 60 \_\_\_\_\_ Student under 21 years of age \$10 \_\_\_\_\_ Donation \_\_\_\_\_

Total Enclosed \_\_\_\_\_

Tell us about yourself:

1. Experience level: Beginner \_\_\_\_\_ Some Experience \_\_\_\_\_ Advanced \_\_\_\_\_

2. Do you own any equipment? (Y/N) And if so, what types?  
 \_\_\_\_\_

3. Do you have any special interests in Astronomy?  
 \_\_\_\_\_

4. What do you hope to gain by joining ASNNE?  
 \_\_\_\_\_

5. How could ASNNE best help you pursue your interest in Astronomy?  
 \_\_\_\_\_

6. ASNNE's principal mission is public education. We hold many star parties for schools and the general public for which we need volunteers for a variety of tasks, from operating telescopes to registering guests to parking cars. Would you be interested in helping?

Yes \_\_\_\_\_ No \_\_\_\_\_

7. ASNNE maintains a members-only section of its web site for names, addresses and interests of members as a way for members to contact each other. Your information will not be used for any other purpose. Can we add your information to that portion of our web site?

Yes \_\_\_\_\_ No \_\_\_\_\_

